

A Manager to suit every power need

THE POWER OF
REDARC[®]

The Manager range of Battery Management Systems are ideal for recreational vehicles, caravans and camper trailers with multiple battery banks.

When you have one auxiliary battery or more, you need to know they're always fully charged. REDARC offers a choice according to your power needs.

The Manager30, with 30 amp output, comes with lithium profile, enabling you to charge the new wave of LiFePO₄ batteries.

Built on the proven Manager30 platform, the Manager15, with 15 amp output will charge all major lead acid batteries.

Designed and manufactured in Australia for Australian conditions, using the latest electronic and design technology, The Manager range will get you to where you want to go – and back again – with complete confidence.

Six products in one

- DC In-vehicle battery charger
- 240 volt AC battery charger
- MPPT solar regulator
- Dual battery isolator
- Load disconnect controller
- Remote battery monitor



THE MANAGER
BATTERY MANAGEMENT SYSTEM

MADE IN AUSTRALIA



The Manager range is a complete battery management system for charging auxiliary batteries used in automotive applications by incorporating AC, DC and solar inputs to achieve the best charge. Developed with ease of installation in mind, The Manager range is compatible with all vehicles and alternator systems including variable voltage alternators, features load sharing capabilities and green power priority.

The Manager30

The Manager30 comes with a massive 30 amp current output and is able to handle more power intensive loads and maintain larger battery banks. It can also charge the new wave of LiFePO₄ batteries.

The Manager15

The Manager15, with 15 amp current output, is perfect for those with smaller power needs, such as running a fridge and LED lights.

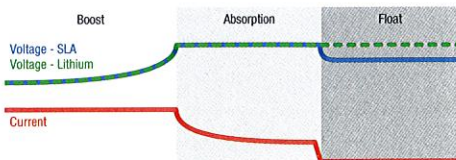
Green Power Priority – If 12 volt solar power is available, solar power will be used before topping up the output charging current from another source such as mains power or DC vehicle power when on the move.

MPPT Solar regulator – the built-in Maximum Power Point Tracking (MPPT) solar regulator allows The Manager to deliver the maximum amount of power from your solar panels, even during low light conditions.

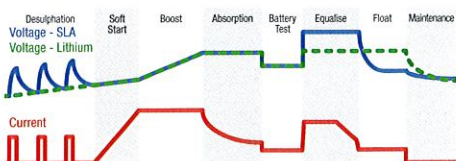
Multi-stage charging process

Two different multi-stage DC-DC charging profiles fully charge auxiliary batteries.

Touring mode - designed for use when 'on the road'. It offers a 3-stage* charging profile consisting of boost, absorption and float. Touring mode will charge your auxiliary battery to its optimal level whilst allowing you to run loads from the battery.



Storage mode - designed to keep your auxiliary battery charged whilst your caravan/camper is in storage by using an 8-stage* charging profile.



Sophisticated fault detection sensors monitor the battery conditions during all stages of charging, keeping you and your caravan/camper safe.

Visit redarc.com.au/themanager for more information. The Manager is available at your nearest auto electrician or 4WD specialty store.

REDARC Electronics

ABN 77 136 785 092

power@redarc.com.au

23 Brodie Road (North)
Lonsdale, South Australia
Australia 5160

Australia

Phone (08) 8322 4848
Fax (08) 8387 2889

International

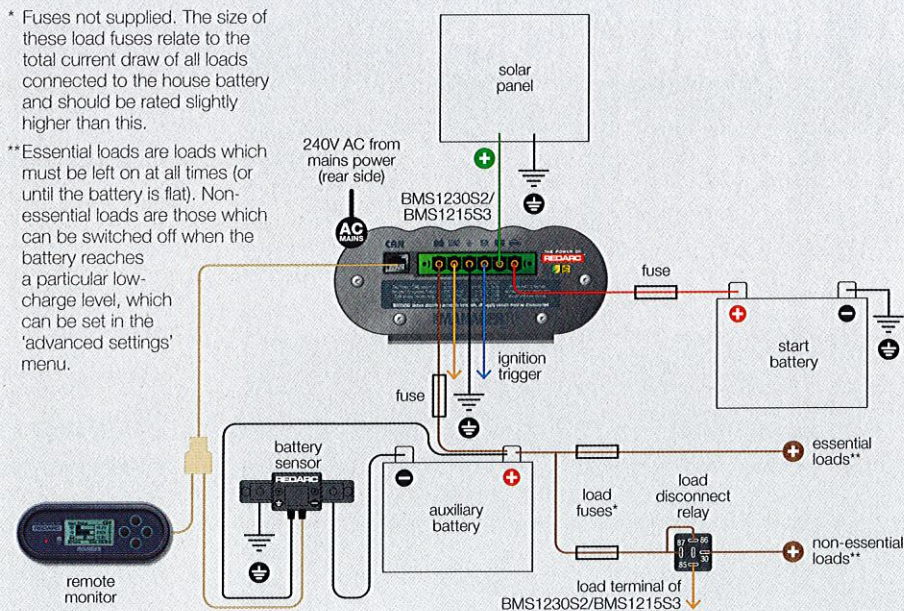
Phone +61 8 8322 4848
Fax +61 8 8387 2889

Details and specifications are subject to change without notice. 4968-160823
Copyright © 2016 REDARC Electronics Pty Ltd. All rights reserved.

The Manager standard installation (12 or 24 volt)

* Fuses not supplied. The size of these load fuses relate to the total current draw of all loads connected to the house battery and should be rated slightly higher than this.

** Essential loads are loads which must be left on at all times (or until the battery is flat). Non-essential loads are those which can be switched off when the battery reaches a particular low-charge level, which can be set in the 'advanced settings' menu.




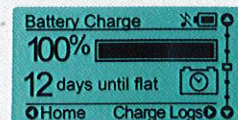
Remote monitor

All the information you'll ever need!

The Manager remote battery monitor display is designed to provide useful information rather than simply displaying battery voltage and current.

Based on your power usage, The Manager uses these figures to calculate how much power you have remaining in hours and days.

The Manager can also graphically show where your power input is coming from. Solar is the priority and will provide as much usable input power as possible.



Specifications

Part number	BMS1215S3		BMS1230S2	
Output current	15A		30A	
Charging mode	Storage mode	Touring mode	Storage mode	Touring mode
Lithium (max)	N/A	N/A	14.6V†	14.6V†
GEL setting (max)	14.4V†	14.4V†	14.4V†	14.4V†
AGM setting (max)	14.4V†	14.4V†	14.4V†	14.4V†
Calcium setting (max)	16.0V†	15.2V†	16.0V†	15.2V†
Standard lead acid (max)	15.5V†	14.8V†	15.5V†	14.8V†
Operating temperature‡	-40°C to +80°C			
Weight	5.5kg			
Dimensions	Main unit - 445mm x 185mm x 79mm Remote unit - 186mm x 74mm x 29mm			
EMC compliance	RCM, AS/NZS, CISPR11			
Safety compliance	AS/NZS 60335.2.29, AS/NZS 60335.1			
Environmental compliance	RoHS			
Warranty	2 years			

* Depending on the battery type some stages are omitted from the profile.

† Voltages stated above are nominal and may vary slightly from that specified. Contact REDARC if further information is required.

‡ To protect the battery from damage, The Manager will only charge the battery when the battery temperature is between 0°C and +60°C.



Want to know more?

Scan this QR code with your smartphone to go to the Redarc website



THE POWER OF
REDARC